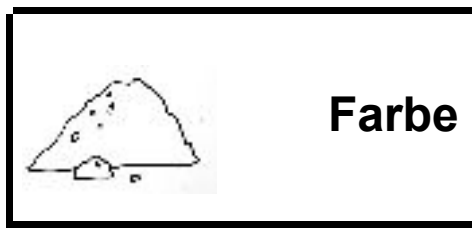

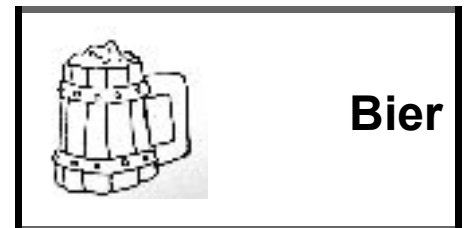
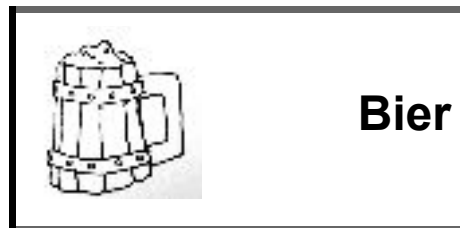
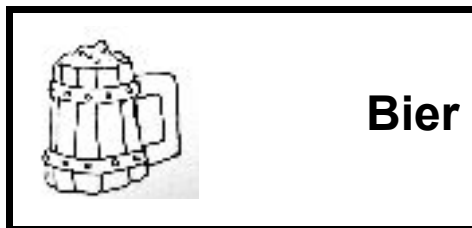
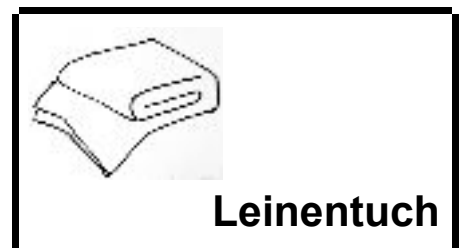
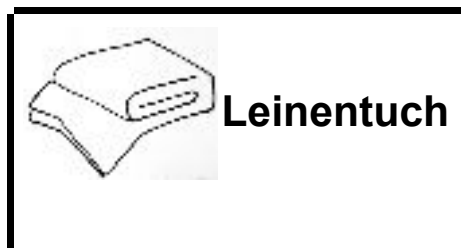
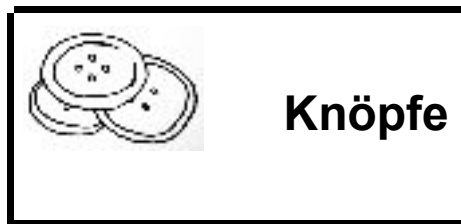
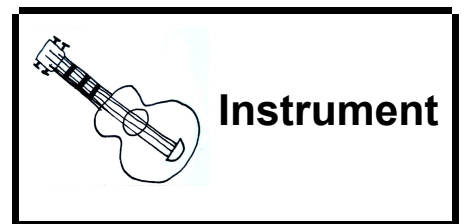
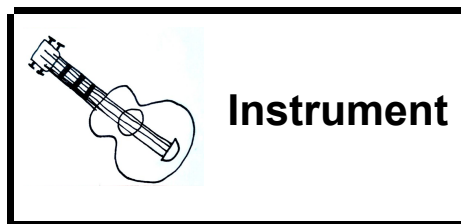
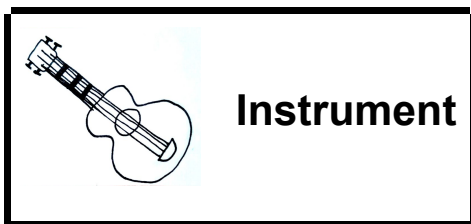
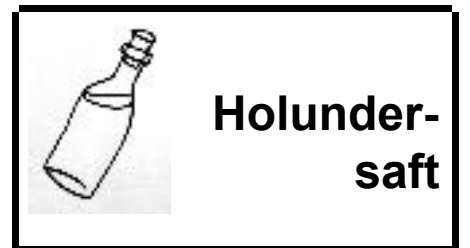











Das folgende Dokument enthält Item-Karten, wie sie für das Planspiel Lutherverschwörung gebraucht werden. Geld und Lutherrose sind doppelt aufgeführt, da sie an mehrere Stellen ausgegeben bzw. benötigt werden. Von jeder Sorte sollte ein Vorrat entsprechend der Anzahl der spielenden Gruppen gedruckt werden. Dabei ist es nicht verkehrt, wenn die Zahl großzügig geschätzt wird. Zur Aufbewahrung sind Büroklammern oder besser Briefumschläge empfohlen.







Liebeslied



Liebeslied




Liebeslied



Lutherrose



Lutherrose




Lutherrose



Lutherrose



Lutherrose



Lutherrose



Messer



Messer



Messer



**Tintenfass
(leer)**



**Tintenfass
(leer)**



Tintenfass (leer)



**Tintenfass
(voll)**



**Tintenfass
(voll)**



Tintenfass (voll)




Verband




Verband




Verband



Schwert



Schwert



Schwert



Reisepapier



Reisepapier



Reisepapier



Wams



Wams



Wams

